

(1) (a)

Statement Showing Shareholding Pattern

Name of the Company: SRI KANYAKA INVESTMENTS LIMITED

Scrip Code, Name of the Scrip: SKIL; Class of Security : Equity; Equity; Equity Week ended : 31/03/2012

Partly paid-up shares:-	No. of partly paid-up shares	As a % of total no. of partly paid-up Shares	As a % of total no. of shares of the company
Held by promoter/promoter group	0	0	0
Held by public	0	0	0
Total	0	0	0
Outstanding convertible securities:-	No. of outstanding securities	As a % of total no. of outstanding convertible securities	As a % of total no. of shares of the company, assuming full conversion of the convertible securities
Held by promoter/promoter group	0	0	0
Held by public	0	0	0
Total	0	0	0
Warrants:-	No. of warrants	As a % of total no. of warrants	As a % of total no. of shares of the company, assuming full conversion of Warrants
Held by promoter/promoter group	0	0.00	0.00
Held by public	0	0.00	0.00
Total	0	0.00	0.00
Total paid-up capital of the company, assuming full conversion of warrants and convertible securities	3000000		

Category Code	Category of Shareholder	Number of Share Holders	Total Number of Shares	Number of Shares held in Dematerialized Form	Total Shareholding as a percentage of total Number of Shares		Shares Pledged or otherwise encumbered	
					As a Percentage of (A+B) (VI)	As a Percentage of (A+B+C) (VII)	Number of Shares (VIII)	As a Percentage (IX) = (VIII)/(IV)*100
(I)	(II)	(III)	(IV)	(V)	(VI)	(VII)	(VIII)	(IX)
A	Promoter and Promoter Group							
(1)	Indian							
(a)	Individuals/Hindu Undivided Family	5	1508900	0	50.30	50.30	0	0.00
(b)	Central Government /State Government (s)	0	0	0	-	-	0	-
(c)	Bodies Corporate	0	0	0	-	-	0	-
(d)	Financial Institutions / Banks	0	0	0	-	-	0	-
(e)	Any other(PAC)	2	411400	0	13.71	13.71	0	0.00
	Sub-Total (A)(1)	7	1920300	0	64.01	64.01	0	0.00
(2)	Foreign							
(a)	Individuals (Non Resident Individuals)	0	0	0	-	-	0	-
(b)	Bodies Corporate	0	0	0	-	-	0	-
(c)	Institutions	0	0	0	-	-	0	-
(d)	Qualified Foreign Investor	0	0	0	-	-	0	-
(e)	Any Other	0	0	0	-	-	0	-
	Sub-Total (A)(2)	0	0	0	-	-	0	-
	Total Shareholding of Promoter and Promoter Group A=(A)(1) + (A)(2)	7	1920300	0	64.01	64.01	0	0
B	Public Shareholding							
(1)	Institutions							
(a)	Mutual Funds/UTI	0	0	0	-	-	0	-
(b)	Financial Institutions/Banks	0	0	0	-	-	0	-
(c)	Central Government/State Government	0	0	0	-	-	0	-
(d)	Venture Capital Funds	0	0	0	-	-	0	-
(e)	Insurance Companies	0	0	0	-	-	0	-
(f)	Foreign Institutional Investors	0	0	0	-	-	0	-
(g)	Foreign Venture Capital Investors	0	0	0	-	-	0	-
(h)	Qualified Foreign Investor	0	0	0	-	-	0	-
(i)	Any Other	0	0	0	-	-	0	-
	Sub-Total (B)(1)	0	0	0	-	-	0	-

(2)	Non-Institutions							
(a)	Bodies Corporate	6	267800	0	8.93	8.93	0	-
(b)	Individuals							
	I Individual Shareholders holding nominal share capital upto Rs. 1	654	426700	0	14.22	14.22	0	-
	II Individual Shareholders holding nominal share capital in excess of Rs. 1 Lakh	10	385200	0	12.84	12.84	0	-
	Qualified Foreign Investor-							
(c)	Corporate	0	0	0	-	-	0	-
(d)	CLEARING MEMBER	0	0	0	-	-	0	-
(e)	TRUST	0	0	0	-	-	0	-
(f)	Non Resident Individuals	0	0	0	-	-	0	-
(g)	Foreign Bodies Corp	0	0	0	-	-	0	-
(h)	Foreign Nation	0	0	0	-	-	0	-
	Sub-Total (B)(2)	670	1079700	0	35.99	35.99	0	-
	Total Public Shareholding							
	B=(B)(1)+(B)(2)	670	1079700	0	35.99	35.99	0	-
	Total (A)+(B)	677	3000000	0	100.00	100.00	0	-
(C)	Shares held by Custodians and against which Depository Receipts have been issued							
(1)	Promoter and Prmoter Group	0	0	0	0	0	0	0
(2)	Public	0	0	0	0	0	0	0
	GRAND TOTAL (A) + (B) + (C)	677	3000000	0	100.00	100.00	0	0

Date : April 30,2012
Place : Hyderabad



Sri Kanyaka Investments Limited

[Signature]
Managing Director

(I)(b) Statement showing Shareholding of persons belonging to the category
“Promoter and Promoter Group”

Sl. No.	Name of the shareholder	Total shares held		Shares pledged or			Details of		Details of Convertible		Total Shares (including underlying shares assuming full conversion of warrants and convertible securities) as a % of diluted share capital No. of shares
		Number	As a % of grand total (A)+(B)+(C)	Number	% of Total Shares Held	As a % of grand total (A)+(B)+(C)	No of warrant held (VIII)	As a % total number of warrants of the same class	No of convertible securities held	As a % total number of convertible securities of the same class	
1	Y KOTI BABU	13800	0.48	0	0	0	0	0	0	0	0
2	Y ANARKALI	31000	1.03	0	0	0	0	0	0	0	0
3	Y KOTI BABU	397600	13.25	0	0	0	0	0	0	0	0
4	Y ANARKALI	309300	10.31	0	0	0	0	0	0	0	0
5	T RAM MOHANA RAO	383400	12.78	0	0	0	0	0	0	0	0
6	Y SAILAJA	755700	25.19	0	0	0	0	0	0	0	0
7	T RAMAMOHAN RAO	29500	0.98	0	0	0	0	0	0	0	0
	TOTAL	1920300	64.00	0	0.00	0.00	0	0.00	0	0.00	0.00

Date : April 30,2012

Place : Hyderabad



Sri Kanyaka Investments Limited

Y Saikrishna
 Managing Director

(I)(c) Statement showing Shareholding of persons belonging to the category "Public" and holding more than 1% of the total number of shares

Sl. No.	Name of the shareholder	No. of shares	Shares as % of Total No. of Shares	Details of Warrants		Details of		Total Shares (including underlying shares assuming full conversion of warrants and convertible securities) as a % of diluted share capital No. of shares
				No of warrants held	As a % total number of warrants of the same class	No of convertible securities held	% total number of convertible securities of the same class	
1	GOLDLINE FINANCIAL SERVICES LIMITED	255500	8.517	0	0	0	0	0
2	Y T V K R BABU	135500	4.517	0	0	0	0	0
3	CH RAJANI	78500	2.617	0	0	0	0	0
4	P RADHIKA	60400	2.013	0	0	0	0	0
	TOTAL	529900	17.664	0	0	0	0	0

Date : April 30,2012
Place: Hyderabad



Sri Kanyaka Investments Limited

[Handwritten Signature]
Managing Director

(D)(c) Statement showing Shareholding of persons belonging to the category
"Public" and holding more than 5% of the total number of shares

Sl. No.	Name of the shareholder	No. of shares	Shares as % of Total No. of Shares	Details of		Details of Convertible		Total Shares (including underlying shares assuming full conversion of warrants and convertible securities) as a % of diluted share capital No. of shares
				No of warrants held	As a% total number of warrants of the same class	No of convertible securities held	% total number of convertible securities of the same class	
1	GOLDLINE FINANCIAL SERVICES LIMITED	255500	8.517	0	0	0	0	0
	TOTAL	255500	8.517	0	0	0	0	0

Date : April 30,2012
Place : Hyderabad



Sri Kanyaka Investments Limited
y. Saibya
Managing Director

(I)(d)


Statement showing details of locked-in shares

Sl. No	Name of the shareholder	Number of shares	Shares as % of Total No. of Shares	Category
NIL				

Date : April 30,2012
Place : Hyderabad

Sri Kanyaka Investments Limited

J. Saijya
Managing Director



(II)(a) Statement showing details of Depository Receipts (DRs)


Sl. No.	Type of outstanding DR (ADRs, GDRs, SDRs, etc.)	Number of outstanding DRs	Number of shares underlying outstanding DRs	Shares underlying outstanding DRs as a percentage of total number of shares
1			NIL	

Date : April 30, 2012
Place : Hyderabad



Sri Kanyaka Investments Limited


Y. Sai Gya
Managing director



(II)(b) Statement showing Holding of Depository Receipts (DRs), where underlying shares are in excess of 1% of the total number of shares

Sl. No	Name of the DR Holder	Type of outstanding DR (ADRs, GDRs,	Number of shares underlying outstanding DRs	Shares underlying outstanding DRs as a percentage of total number of shares
NIL				

Date : April 30,2012
Place : Hyderabad



Sri Kanyaka Investments Limited

G. Saikrishna
Managing Director